T5 - T8 - LED Tube
Architecture Luminaires



Technical Drawing

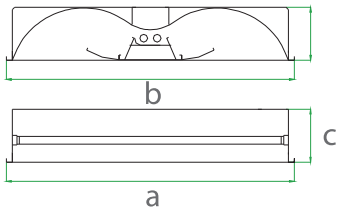

Light Distribution Curve

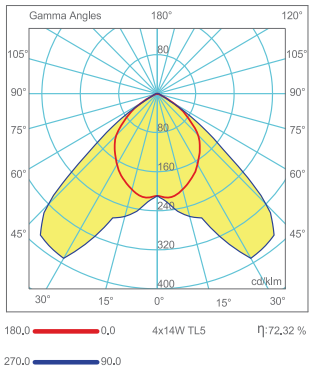

Fields of Application

Standards of Application

CE | 230V 50-60Hz | F | IP 20 | EN 60598

Mechanical Specifications

+ 0,50 mm thick metal frame with electrostatic powder coating. Stainless steel latches positioned to prevent falling of the framework. Ceiling tile compatible model including 4 extra brackets and screws for drywall ceiling installations

Optical Specifications

+ "anodized aluminium or powder coating metal reflector" maintaining its optical properties, non-yellowing and non- discolouring throughout lifetime of the luminaire. Anti-glare, highly reflective lamellae.

Technical & Electrical Specifications

- Luminaires for fluorescent & LED lamps T16, T26.
- Connection for operation on 220V-50/60Hz with conventional ballast and power factor correction capacitor (lamps T26).
- Connection for operation on 220V-50/60Hz with electronic ballast (lamps T26, T16).
- Connection for operation with magnetic ballast or electronic ballast dimmable (lamps T26, T16).

Options

- Connection for emergency lighting system (lamps T26, T16).
- Mirro or Matt Reflector







Product Details

Order Code (FI T8)	Order Code (FI T5)	Order Code (12,24W)	Order Code (9,18W)	Power (W)	Lamp Type	Power Factor	Dimensions (mm) a b c	Base	Pcs/Pack	Ballast Type Options
CST 010819	CST 010525	CST 010155	CST 010161	2x14/18/12/9	TL-D/LED	>0.95	598x298x80	G13/G5	2	Mag/Elec
CST 010820	CST 010526	CST 010156	CST 010162	3x14/18/12/9	TL-D/LED	>0.95	598x598x80	G13/G5	2	Mag/Elec
CST 010821	CST 010527	CST 010157	CST 010163	4x14/18/12/9	TL-D/LED	>0.95	598x598x80	G13/G5	2	Mag/Elec
CST 010822	CST 010528	CST 010158	CST 010164	2x28/36/24/18	TL-D/LED	>0.95	1198x298x80	G13/G5	2	Mag/Elec
CST 010823	CST 010529	CST 010159	CST 010165	3x28/36/24/18	TL-D/LED	>0.95	1198x598x80	G13/G5	2	Mag/Elec
CST 010824	CST 010530	CST 010160	CST 010166	4x28/36/24/18	TL-D/LED	>0.95	1198x598x80	G13/G5	2	Mag/Elec