

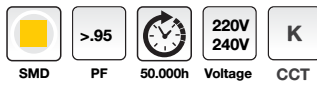


LED Office Light



PRODUCT PROFILE


Order Code	Lumen	Power	Dimensions	Beam Angle	CRI
CST_LOL 31812200	3700lm	3*18W	1200*200*H60	120°	Ra≥80
CST_LOL 41812300	5000lm	4*18W	1200*300*H60	120°	Ra≥80




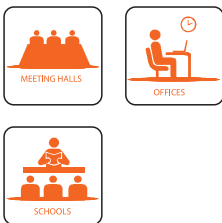
Optional LED Chip Brands



Standards



Application



Description

Our light types provide an aesthetically pleasing light that gracefully fills any interior space. Evenly distributed light eliminates glare and surface shadows, providing a bright, comforting environment in hospitals, office spaces, hallways, schools and every other interior application. These types are designed with optimal thermal management .

Features

Efficient diffuser to avoid glare
No heat emission under the lamp
120° light dispersion with no shaded zones
Can connect with emergency Backup
10%-100% smooth linear dimming
Finished by steel, PC & aluminum materials

Technical Drawing

