




LED Office Light



PRODUCT PROFILE

| Order Code | Lumen | Power | Dimensions | Beam Angle | CRI |
|------------------|--------|-------|--------------|------------|-------|
| CST_LOL 11812080 | 1200lm | 1*18W | 1200*80*H60 | 120° | Ra≥80 |
| CST_LOL 21812150 | 2500lm | 2*18W | 1200*150*H60 | 120° | Ra≥80 |




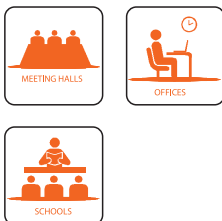
Optional LED Chip Brands



Standards



Application



Description

Our light types provide an aesthetically pleasing light that gracefully fills any interior space. Evenly distributed light eliminates glare and surface shadows, providing a bright, comforting environment in hospitals, office spaces, hallways, schools and every other interior application. These types are designed with optimal thermal management .

Features

Efficient diffuser to avoid glare
No heat emission under the lamp
120° light dispersion with no shaded zones
Can connect with emergency Backup
10%-100% smooth linear dimming
Finished by steel, PC & aluminum materials

Technical Drawing

